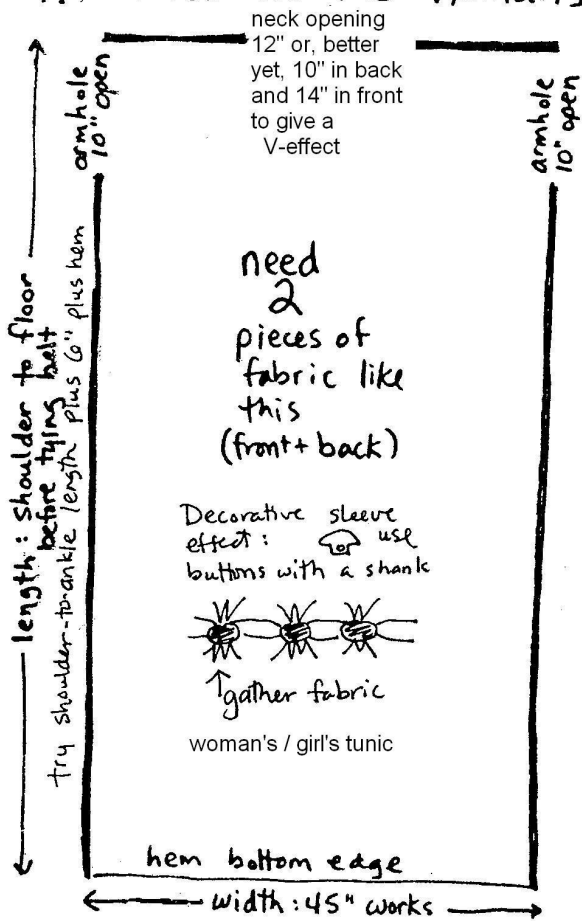
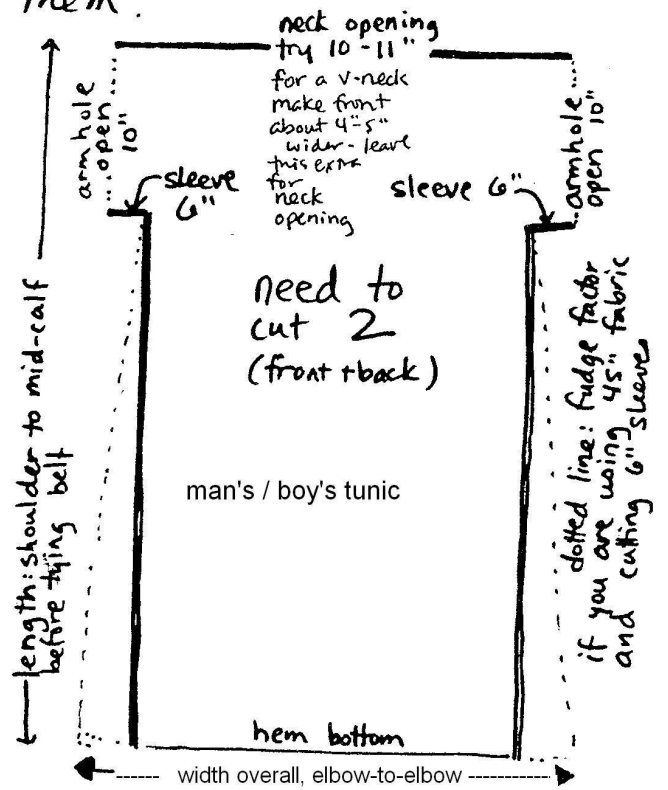
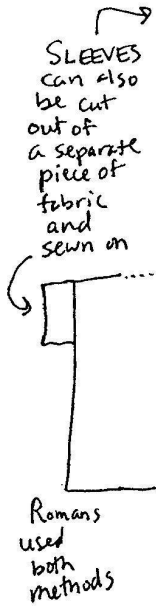


A. Tunics as the Romans made them.



Woman's tunic after tying belt, should be ankle length



after tying belt, should be just below knee

Fabrics: Romans used woven (not knit) Cotton, linen, wool in solid colors (not stripes or prints). Try cotton/poly blends, flannel. (silk, too, for women) Crinkle cotton/gauze is especially authentic-looking.

B. For those of you whose closest brush with sewing has been stapling a rip:

1. Fold as indicated.
2. Put over head like a poncho.
3. Tie cord as a belt around waist. Use a soft cord like the decorative cords fabric stores sell for making curtains. Clothesline cord is too stiff! Tie a bow or a square knot. How long? Waist size plus enough to hang down at least to mid-thigh or longer.
4. You need to wear something underneath!

